

WANT CUSTOM COLLECTION NOTIFICATIONS?

WE HAVE AN APP FOR THAT!

WWW.TABER.CA/RECYCLECOACH

Why?

- Up to date schedules
- Reminders & Notifications
- Alerts for Delayed Collection
- Disposal Information for uncommon waste types at your fingertips
- Quick & easy messaging with the Town



Have questions? We've got answers!



Visit www.taber.ca for a variety of online information and tools & Requests. You may also email your questions to pss@taber.ca or phone 403-223-6018

Keep up to date with the latest information on the Town's website or social media platforms:



www.taber.ca

Recycle coach App



BI-WEEKLY COMPOST CART
COLLECTION RETURNS
NOVEMBER 1ST - MARCH 1ST

Collection Information



Blue Cart – Recyclables

- Your blue cart is collected **once every 2 weeks**.
 - You can place all your recyclables into the cart loose; **DO NOT USE ANY BAGS**
-
- **All collection in the Blue Recycling cart is regulated and operated under the Provincial Government as of April 1, 2025, for more information see Alberta Recycling Management Authority and/or Circular Materials Alberta**



General Information

Placement rules & collection times all remain the same as the other carts, however contact information is different;

Questions?

For questions related to:

- Replacement recycling containers.
- Missed collections.
- What you can recycle.

Please contact:
GFL Environmental

 GFLresidentialrecycle@gflenv.com

 [780-444-8805](tel:780-444-8805)

For concerns or other recycling-related questions, please contact Circular Materials: customerservice@circularmaterials.ca | 1-877-667-2626.



Yes please!



Yes please!



Collection Information

Green Cart & Kitchen Catcher – Compostables



- Your green cart is collected **once every week, except between Nov.1 – Feb.28 then it's collected bi-weekly, pickup opposite of the recycling.**
- You can line your cart with paper towels, paper bags, newspaper or leave material loose inside cart.
- **Do NOT use bags, plastic or compostable.**



- You can put your Green Cart out for collection every time, even if it is only partially full, or just when you want it emptied.
- Your kitchen catcher is designed to fit under your sink, use it while clearing dishes etc. then empty into your green cart.
- **DO NOT PUT GARBAGE IN THIS CART**



YES - Other Acceptable Items: Dryer lint, feathers, human & pet hair, pet waste, cat litter, nail clippings, popsicle sticks, used facial tissues, **cold** fireplace ashes, We also accept cooking oil & grease (DO NOT POUR DOWN DRAINS).

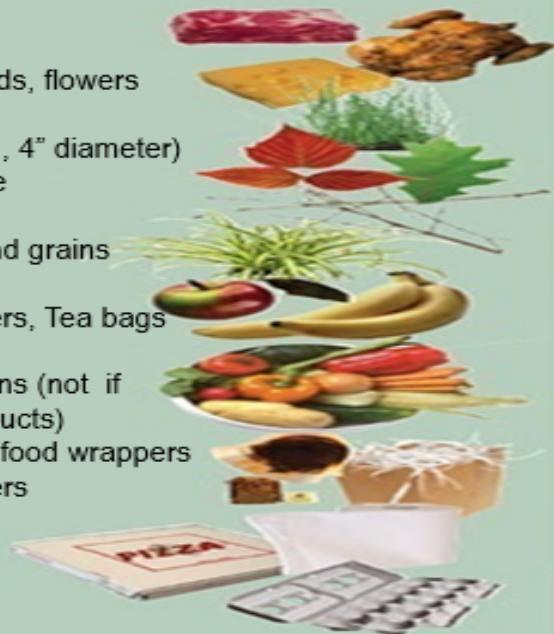
NO – Other Unacceptable Items: STYROFOAM of any kind. Do not use Plastic bags or put paper towels that have cleaning chemicals on them. No furnace filters, dryer sheets, vacuum bags or any type of fabric.

Remember to rinse out your carts when you can to reduce odours and residue build-up.



YES

Meat, fish, or poultry
Dairy products
Grass and leaves, Weeds, flowers
Pruning's
Branches (under 4' long, 4" diameter)
Vegetable garden waste
Houseplants
Fruits, Breads, pasta and grains
Nutshells, Eggs shells
Coffee grounds and filters, Tea bags
Shredded paper
Paper towels and napkins (not if used with cleaning products)
Paper plates and cups, food wrappers
Paper take-out containers
Pizza boxes
Egg cartons (non-Styrofoam)
Plate Scrapings



NO

STYROFOAM
Plastic or Biodegradable bags
Plastic containers
Metal and glass
Car grease or liquids
Diapers
Dirt and rocks
Stumps
Lumber or Fencing
Hazardous waste
Branches over 4' long and 4" diameter
Household Garbage
Clothing or Fabric

PLEASE DO NOT USE ANY PLASTIC OR COMPOSTABLE BAGS



Collection Information

Brown Cart – Residual Waste



- Your brown cart is collected **once every week**. You can use whatever bag you want in this cart, plastic or biodegradable. We just ask that you use a bag so there isn't a mess on our windy days.
- All items that cannot be recycled, or composted will be put in your brown cart. Please keep in mind that heavy metal, wood, electronics and any hazardous materials (household chemicals, paint cans that are not empty) should be taken the Transfer Station/Landfill..


- DO NOT overfill the carts, the Truck cannot tip the carts if they are overflowing or have bulky items in them, or there are items in front of the cart blocking the truck from getting to it with the arms/grapples.



Here's how it works:

- Each residential utility account holder in Taber will be eligible for 3 coupons per year, to help cover additional disposal costs of 250 kilograms of waste per coupon.
- Coupons must be presented to personnel at the Taber Transfer Station weigh scale at the time of disposal. See pg.13 for directions to the Transfer Station & Operation hours.
- Coupons can be picked up from either the Town Administration office (4900-A 50 Street) or the Town Public Works Shop (6201-A 54 Avenue), proof of address may be required.
- Tenants need to check with their landlord before obtaining the coupons. The coupons are not eligible for commercial accounts.

Town of Taber Residential—Disposal Coupons Year: 2026
** Valid for Residential Properties Only**

 By presenting this coupon at the Taber Transfer Station you may dispose of **250kg** of waste for free, for any amount over that weight it is your responsibility to pay the difference. Present this coupon to the operator at the weigh scale, and proceed to where the operator directs.

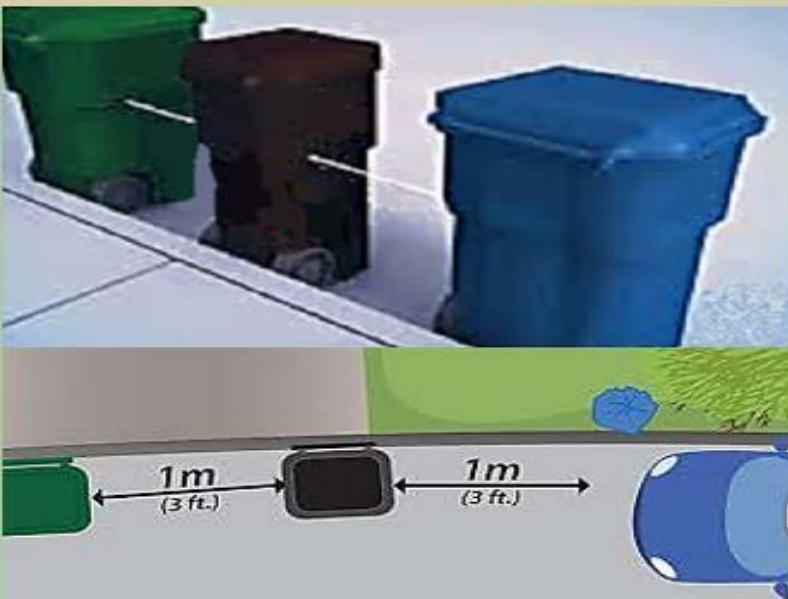
Name Responsible
Address Resident Taber, AB

CONDITIONS APPLY SEE REVERSE FOR DETAILS Number 27247

The goal of this program is to make spring cleanup etc. more convenient and affordable for the owners of residential properties. Additionally, the coupon service can be utilized year-round, so home renovations do not have to coincide with an annual service, but they are only valid for the year that they are issued.

COUPON VOUCHER System!

How to Place your cart for Front Curb Collection:



- **For Areas that do NOT have an Alley**
- **Place it** – Carts should be at the curb for collection no later than 7:00 am, and no earlier than 7:00 pm the night before.
- **Park it** – Cart should be on the street with the wheels against the curb.
- **Point it** – Make sure the arrow on top of lid is pointing to the centre of the road.
- **Space it** – Leave at least an arm's length (3 feet) between and behind the carts or other objects (CARS, fences, poles) and at least 10 feet above the cart.
- **Remove it** – Please REMOVE your carts from the street after collection is completed and store on your own property. If not you could be subject to a fine as per Town Bylaw 3-2018
- **Snow** – Do not place your cart on or behind a snow bank.

How to Place your cart for Alley Collection:



- **For Areas that HAVE an Alley**
- **Place it** – Carts should be in the alley for collection no later than 7:00 am, and no earlier than 7:00 pm the night before.
- **Park it** – Cart should be on your side of the alley with the wheels facing your house.
- **Point it** – Make sure the arrow on top of lid is pointing to the centre of the alley.
- **Space it** – Leave at least an arm's length (3 feet) between and behind the carts or other objects (CARS, fences, poles) and at least 10 feet above the cart.
- **Remove it** – Please REMOVE your carts from the alley after collection is completed and store on your own property. If not you could be subject to a fine from the Town Bylaw 3-2018.
- **Snow** – Do not place your cart on or behind a snow bank.

Disposal of Items too large for Recycling Cart



Did you know we have Public Recycling Drop-Off Sites?

We have 2 large item/volume recycling drop off centers in Town, conveniently located downtown on 50th Avenue off through the Home Hardware parking lot, as well as at the Town's Transfer Station/Landfill. We have several large mixed bins for the same materials as you would put in your recycling carts. Please do not bag these items, they must remain loose inside the bins.

Make sure to cut and flatten your cardboard boxes so that we can maximize the space for everyone's needs! These bins get emptied every Monday & Thursday.

DO NOT LEAVE ANY ITEMS ON THE GROUND OUTSIDE THE BINS! This makes a mess for everyone. This is not an area for donations. Subject to fines Bylaw 3-2018

We have added Styrofoam recycling!

At both locations we have added 2 white bins for **STYROFOAM** recycling! Only the large white hard polystyrene Styrofoam is part of the program at this time;

- Styrofoam must be clean, dry, & free of tape, cardboard or other contaminants.
 - Stack trays or large pieces intact
 - Do not bag, keep loose in bin
- No EPS, Egg cartons, cups or packing chips

