

---

2020  
BUDGET SUMMARY

---



---

**TOWN OF TABER**  
**2020 APPROVED BUDGET DOCUMENT**  
**TABLE OF CONTENTS**

---

2020 APPROVED OPERATING BUDGET	1
OBJECT SUMMARY	2
FUNCTIONAL AREA SUMMARY	3 - 4
EXPENDITURE ESTIMATES BY FUNCTION	5
EXPENDITURES BY OBJECT	
CULTURE, LIBRARIES, MUSEUMS, HALLS	6
ENVIRONMENTAL USE AND PROTECTION	7
GENERAL GOVERNMENT	8
PARKS AND RECREATION	9
PLANNING AND DEVELOPMENT	10
PROTECTIVE SERVICES	11
PUBLIC HEALTH AND WELFARE SERVICES	12
TAXES AND GENERAL REVENUES	13
TRANSPORTATION SERVICES	14
 2020 APPROVED CAPITAL BUDGET	 15
CAPITAL SUMMARY	16

---

# 2020 OPERATING BUDGET SUMMARY

---



---

Approved by Council November 25, 2019

---

# Town of Taber: Approved Operating Budget

*Budget Year: 2020*

<b>Organization Wide - Object Totals Summary</b>	<b>2020</b>
<b>Revenues</b>	<b>24,702,162</b>
Fines	502,500
Franchise fees	1,710,207
From reserves	1,440,570
Government transfers	816,458
Investment income	150,000
Licenses and permits	244,619
Net taxes	9,497,218
Other revenues	75,777
Penalties and costs of taxes	195,000
Rentals	915,395
Sales and user fees	9,130,618
Sales to other governments	23,800
<b>Expenses</b>	<b>29,493,172</b>
Amortization	4,791,010
Bank charges and interest	8,600
Contracted and general services	5,014,489
Interest on long-term debt	217,624
Materials, goods and supplies	3,569,036
Other expenditures	94,935
Purchases from other governments	802,062
Repayment of long-term debt	998,903
Salaries, wages and benefits	11,327,186
To reserves	2,068,544
Transfers to local boards and agencies	600,783
<b>Net Total</b>	<b>(4,791,010)</b>

# Town of Taber: Approved Operating Budget

Budget Year: 2020

Functional Area - Summary

			Expenses	Revenues	Total
<b>Culture, Libraries, Museums, Halls</b>	Auditorium	74-01 - Auditorium	357,612	(104,914)	252,698
	Library	74-10 - Library	519,426	0	519,426
<b>Total Culture, Libraries, Museums, Halls</b>			<b>877,038</b>	<b>(104,914)</b>	<b>772,124</b>
<b>Environmental Use and Protection</b>	Waste Management - Collection Systems	43-09 - Waste Management - Collection Systems	1,207,621	(1,402,430)	(194,809)
	Waste Management - Landfill	43-08 - Waste Management - Landfill	767,823	(581,816)	186,007
	Wastewater Treatment and Disposal	42-02 - Wastewater Treatment and Disposal	0	(2,057,050)	(2,057,050)
		42-08 - Wastewater Treatment and Disposal	4,191,333	(560,400)	3,630,933
	Water Supply and Distribution	41-02 - Water	0	(3,075,730)	(3,075,730)
		41-06 - Water Supply and Distribution	2,596,062	(354,560)	2,241,502
			41-08 - Water	0	(1,500)
<b>Total Environmental Use and Protection</b>			<b>8,762,839</b>	<b>(8,033,486)</b>	<b>729,353</b>
<b>General Government</b>	Administration - CAO	12-02 - Administration - CAO	878,060	(50,000)	828,060
	Administration - Finance and Customer Care	12-05 - Administration - Finance and Customer Care	1,095,246	(15,100)	1,080,146
	Administration - Health and Safety	12-08 - Administration - Health and Safety	108,988	0	108,988
	Administration - IT	12-09 - Administration - IT	871,871	(11,000)	860,871
	Legislative - Council	11-01 - Legislative - Council	497,643	0	497,643
<b>Total General Government</b>			<b>3,451,808</b>	<b>(76,100)</b>	<b>3,375,708</b>
<b>Parks and Recreation</b>	Aquatics	72-70 - Aquatics	1,551,395	(406,692)	1,144,703
	Arenas	72-10 - Arenas	985,353	(260,301)	725,052
	Golf and Curling	72-30 - Golf and Curling	157,521	(40,400)	117,121
	Parks	72-50 - Parks	621,163	0	621,163
	Programs	72-60 - Programs	184,890	(53,600)	131,290
	Special Programs	72-62 - Special Programs	0	(2,500)	(2,500)
	Sportsfields	72-80 - Sportsfields	532,035	(57,846)	474,189
<b>Total Parks and Recreation</b>			<b>4,032,357</b>	<b>(821,339)</b>	<b>3,211,018</b>
<b>Planning and Development</b>	Land Use Planning, Zoning and Development	61-10 - Land Use Planning, Zoning and Development	758,160	(380,554)	377,606
	Land, Housing and Building Rentals	69-10 - Property Management	950,691	(165,572)	785,119
	Subdivision and Land Development	66-10 - Subdivision and Land Development	385,569	(280,000)	105,569
	<b>Total Planning and Development</b>			<b>2,094,420</b>	<b>(826,126)</b>
<b>Protective Services</b>	Emergency Measures and Disaster Service	24-10 - Emergency Measures and Disaster Service	16,604	0	16,604
	Fire Protection	23-10 - Fire Protection	991,868	(204,445)	787,423

# Town of Taber: Approved Operating Budget

*Budget Year: 2020*

*Functional Area - Summary*

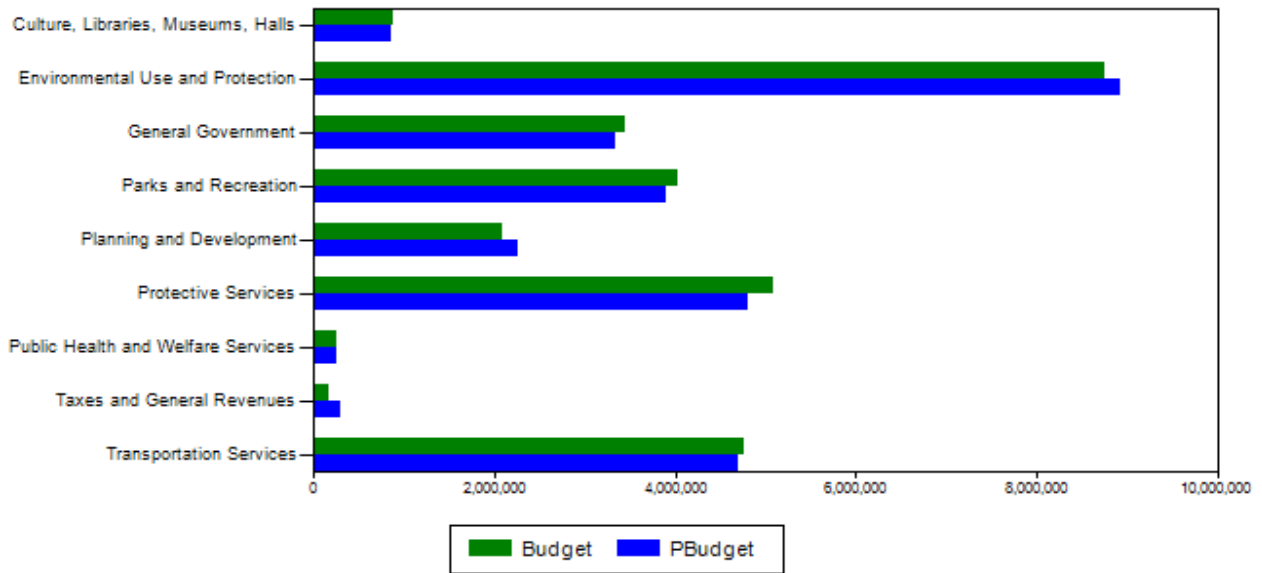
	Fire Protection - Training	23-30 - Fire Protection - Training	40,736	(23,800)	16,936
	Police	21-10 - Commission - Police	4,045,251	(1,237,004)	2,808,247
		<b>Total Protective Services</b>	<b>5,094,459</b>	<b>(1,465,249)</b>	<b>3,629,210</b>
<b>Public Health and Welfare Services</b>	Cemetery	56-10 - Cemetery	194,965	(68,273)	126,692
	Family and Community Support Services	51-10 - Family and Community Support Services	65,636	0	65,636
		<b>Total Public Health and Welfare Services</b>	<b>260,601</b>	<b>(68,273)</b>	<b>192,328</b>
<b>Taxes and General Revenues</b>	Taxes	10-00 - Taxes - General Revenues	163,826	(12,822,995)	(12,659,169)
		<b>Total Taxes and General Revenues</b>	<b>163,826</b>	<b>(12,822,995)</b>	<b>(12,659,169)</b>
<b>Transportation Services</b>	Public Transit	34-10 - Public Transit	83,875	0	83,875
	Roads, Walks, and Street Lighting	32-06 - Roads and Walks	3,687,466	(69,500)	3,617,966
		32-08 - Street Lighting	305,900	0	305,900
	Stormwater Management	37-10 - Stormwater	678,583	(414,180)	264,403
		<b>Total Transportation Services</b>	<b>4,755,824</b>	<b>(483,680)</b>	<b>4,272,144</b>
		<b>Total</b>	<b>29,493,172</b>	<b>(24,702,162)</b>	<b>4,791,010</b>

# Budget Forecast by Function

Budget Year 2020 vs 2019

Function	2019	2020	Change	% Change
	Budget	Budget		
Culture, Libraries, Museums, Halls	848,073	877,038	28,965	3.42%
Environmental Use and Protection	8,928,707	8,762,839	(165,868)	-1.86%
General Government	3,331,750	3,451,808	120,058	3.60%
Parks and Recreation	3,892,308	4,032,357	140,049	3.60%
Planning and Development	2,263,051	2,094,420	(168,631)	-7.45%
Protective Services	4,812,017	5,094,459	282,442	5.87%
Public Health and Welfare Services	255,637	260,601	4,964	1.94%
Taxes and General Revenues	293,826	163,826	(130,000)	-44.24%
Transportation Services	4,691,100	4,755,824	64,724	1.38%
<b>Total</b>	<b>29,316,469</b>	<b>29,493,172</b>	<b>176,703</b>	<b>0.60%</b>

2020 vs 2019 Expenses Estimates

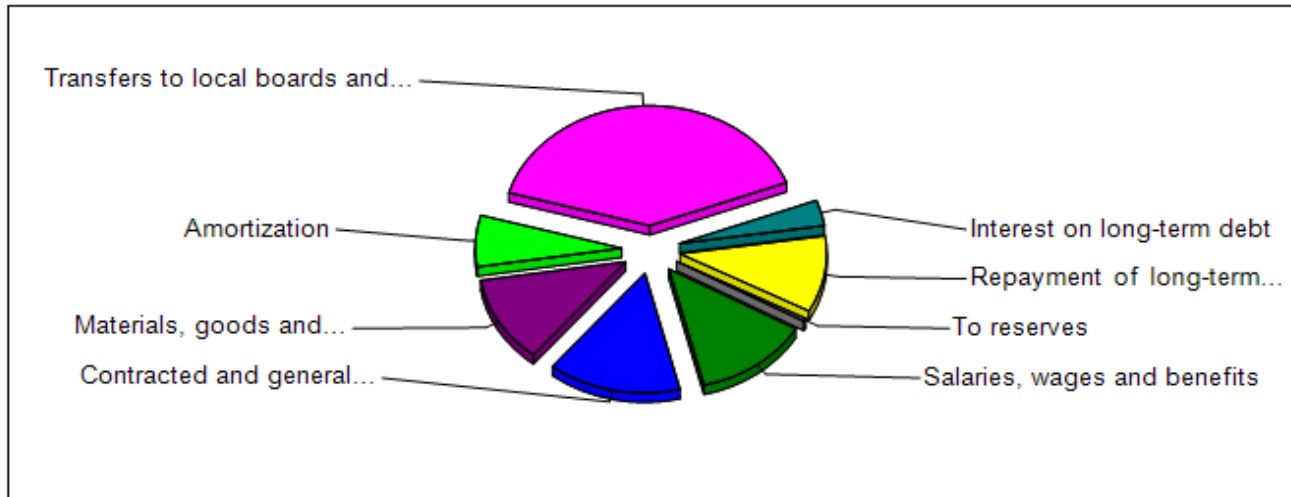


# Operating Budget by Object

Budget Year: 2020

	2019 Budget	2020 Budget	Change	% Change
<b>Expenses</b>				
Amortization	60,764	60,764	0	0.00 %
Contracted and general services	57,233	128,893	71,660	125.21 %
Interest on long-term debt	34,339	30,526	(3,813)	-11.10 %
Materials, goods and supplies	109,618	102,345	(7,273)	-6.63 %
Repayment of long-term debt	86,416	90,229	3,813	4.41 %
Salaries, wages and benefits	158,755	112,270	(46,485)	-29.28 %
To reserves	3,690	3,690	0	0.00 %
Transfers to local boards and agencies	337,258	348,321	11,063	3.28 %
<b>Total</b>	<b>848,073</b>	<b>877,038</b>	<b>28,965</b>	<b>3.42 %</b>

Culture, Libraries, Museums, Halls  
2020 Expenses by Object



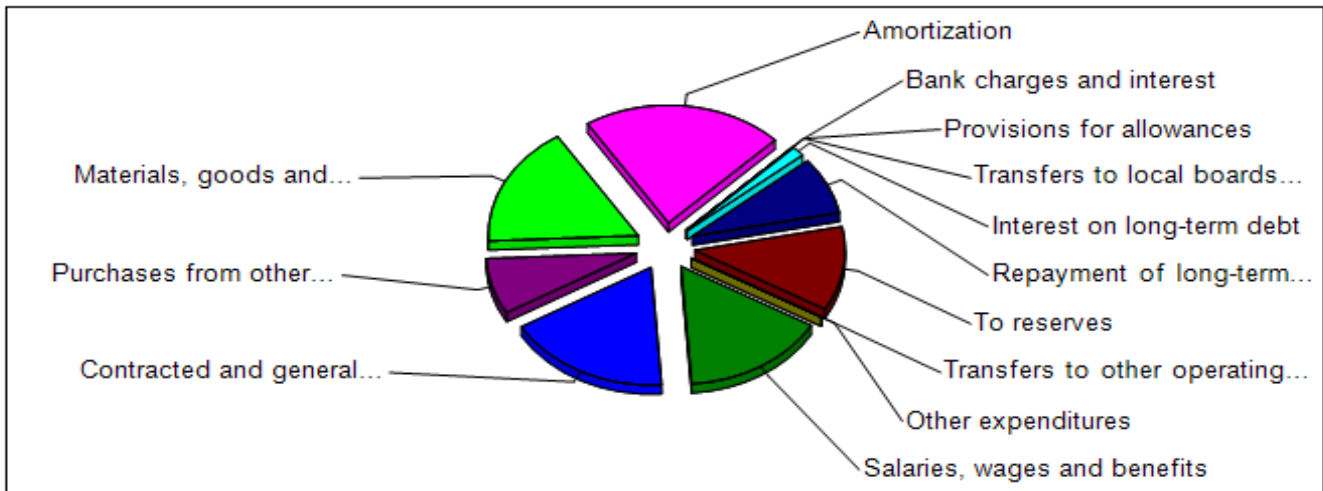


# Operating Budget by Object

Budget Year: 2020

	2019 Budget	2020 Budget	Change	% Change
<b>Expenses</b>				
Amortization	1,894,007	1,894,007	0	0.00 %
Bank charges and interest	0	0	0	0.00 %
Contracted and general services	1,551,789	1,550,030	(1,759)	-0.11 %
Interest on long-term debt	134,130	119,418	(14,712)	-10.97 %
Materials, goods and supplies	1,511,463	1,460,383	(51,080)	-3.38 %
Other expenditures	0	0	0	0.00 %
Provisions for allowances	0	0	0	0.00 %
Purchases from other governments	711,110	675,044	(36,066)	-5.07 %
Repayment of long-term debt	685,833	688,381	2,548	0.37 %
Salaries, wages and benefits	1,427,455	1,362,656	(64,799)	-4.54 %
To reserves	1,012,920	1,012,920	0	0.00 %
Transfers to local boards and agencies	0	0	0	0.00 %
Transfers to other operating function	0	0	0	0.00 %
<b>Total</b>	<b>8,928,707</b>	<b>8,762,839</b>	<b>(165,868)</b>	<b>(1.86) %</b>

**Environmental Use and Protection  
2020 Expenses by Object**

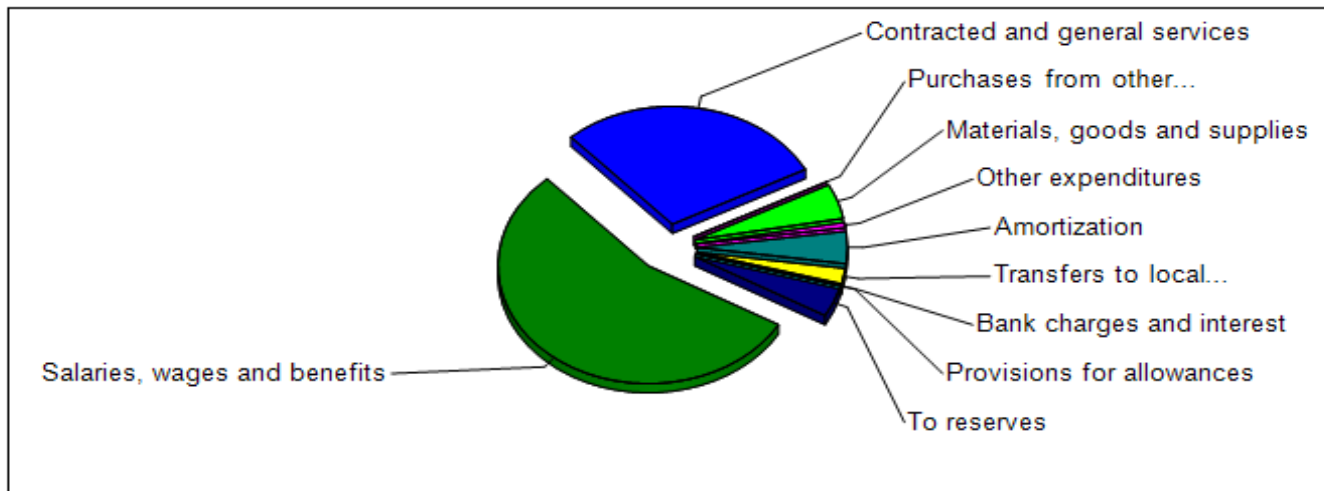


# Operating Budget by Object

Budget Year: 2020

	2019 Budget	2020 Budget	Change	% Change
<b>Expenses</b>				
Amortization	151,350	151,350	0	0.00 %
Bank charges and interest	3,200	3,200	0	0.00 %
Contracted and general services	950,799	1,003,431	52,632	5.54 %
Materials, goods and supplies	172,934	165,498	(7,436)	-4.30 %
Other expenditures	75,001	25,001	(50,000)	-66.67 %
Provisions for allowances	0	0	0	0.00 %
Purchases from other governments	125	125	0	0.00 %
Salaries, wages and benefits	1,760,206	1,894,852	134,646	7.65 %
To reserves	135,400	135,400	0	0.00 %
Transfers to local boards and agencies	82,735	72,951	(9,784)	-11.83 %
<b>Total</b>	<b>3,331,750</b>	<b>3,451,808</b>	<b>120,058</b>	<b>3.60 %</b>

General Government  
2020 Expenses by Object

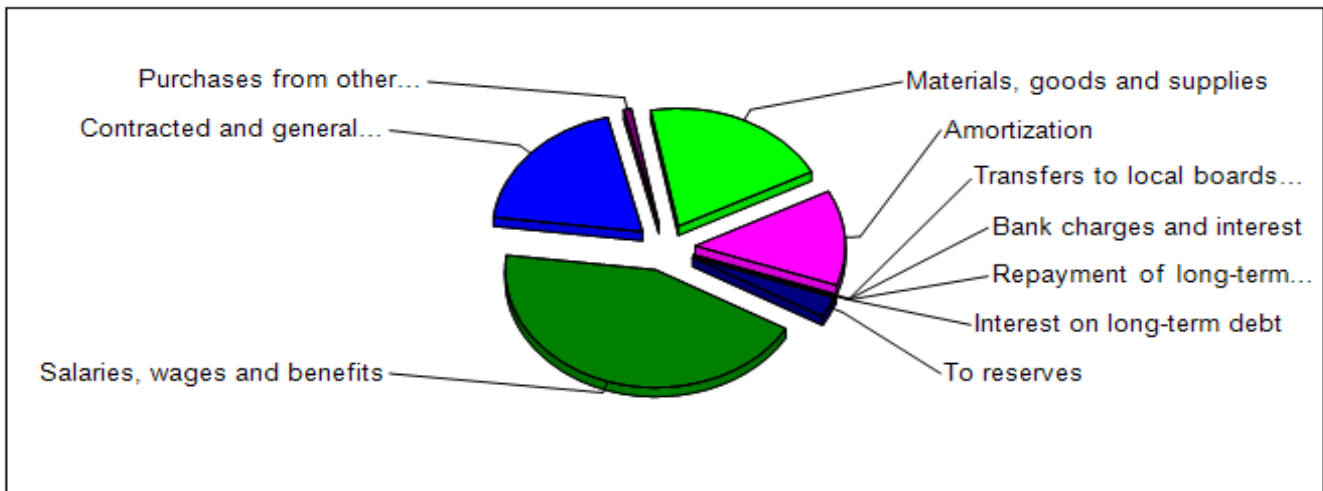


# Operating Budget by Object

Budget Year: 2020

	2019 Budget	2020 Budget	Change	% Change
<b>Expenses</b>				
Amortization	527,768	527,768	0	0.00 %
Bank charges and interest	4,200	4,400	200	4.76 %
Contracted and general services	754,515	776,731	22,216	2.94 %
Interest on long-term debt	688	0	(688)	-100.00 %
Materials, goods and supplies	745,962	818,146	72,184	9.68 %
Purchases from other governments	32,949	32,949	0	0.00 %
Repayment of long-term debt	26,166	0	(26,166)	-100.00 %
Salaries, wages and benefits	1,687,510	1,759,813	72,303	4.28 %
To reserves	112,550	112,550	0	0.00 %
Transfers to local boards and agencies	0	0	0	0.00 %
<b>Total</b>	<b>3,892,308</b>	<b>4,032,357</b>	<b>140,049</b>	<b>3.60 %</b>

Parks and Recreation  
2020 Expenses by Object

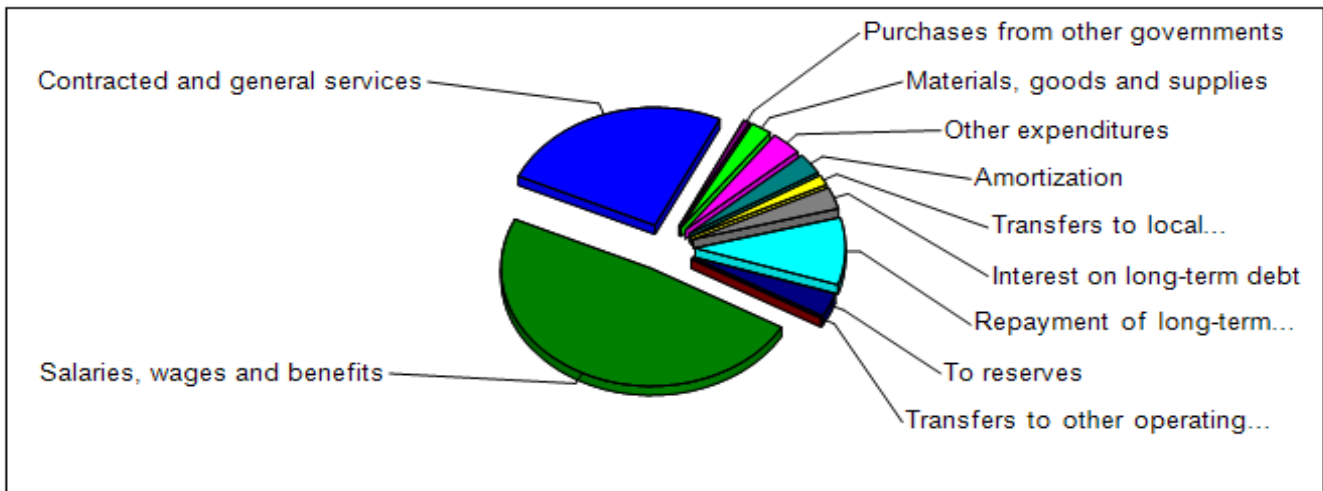


# Operating Budget by Object

Budget Year: 2020

	2019 Budget	2020 Budget	Change	% Change
<b>Expenses</b>				
Amortization	61,056	61,056	0	0.00 %
Contracted and general services	733,328	529,265	(204,063)	-27.83 %
Interest on long-term debt	68,809	63,278	(5,531)	-8.04 %
Materials, goods and supplies	45,150	47,850	2,700	5.98 %
Other expenditures	60,000	69,934	9,934	16.56 %
Purchases from other governments	14,688	14,688	0	0.00 %
Repayment of long-term debt	187,918	193,449	5,531	2.94 %
Salaries, wages and benefits	993,354	1,016,152	22,798	2.30 %
To reserves	68,748	68,748	0	0.00 %
Transfers to local boards and agencies	30,000	30,000	0	0.00 %
Transfers to other operating function	0	0	0	0.00 %
<b>Total</b>	<b>2,263,051</b>	<b>2,094,420</b>	<b>(168,631)</b>	<b>(7.45) %</b>

Planning and Development  
2020 Expenses by Object

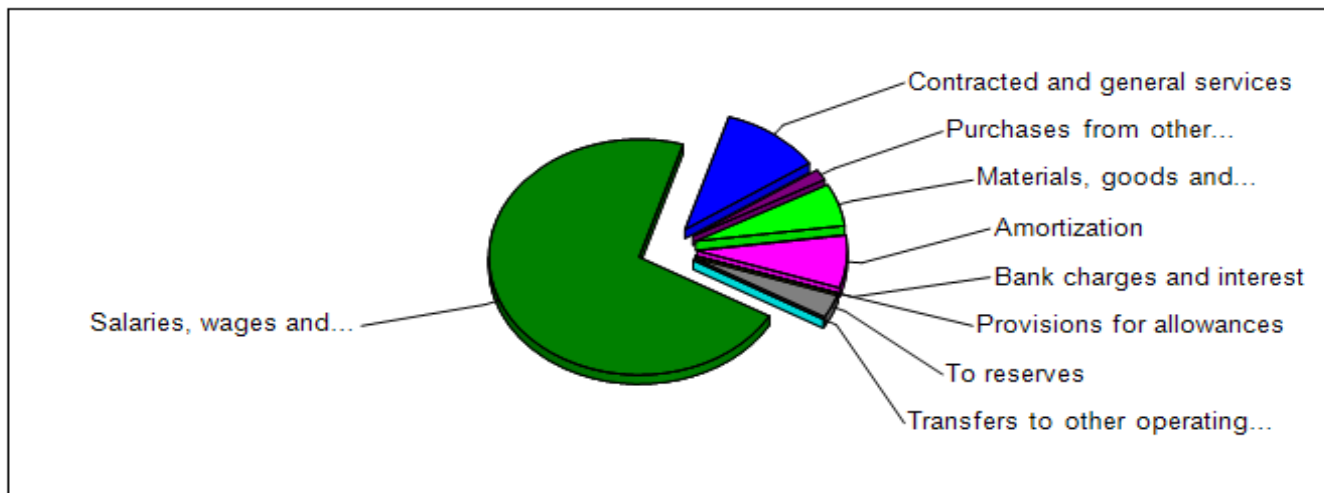


# Operating Budget by Object

Budget Year: 2020

	2019 Budget	2020 Budget	Change	% Change
<b>Expenses</b>				
Amortization	367,652	367,652	0	0.00 %
Bank charges and interest	0	1,000	1,000	100.00 %
Contracted and general services	467,189	548,916	81,727	17.49 %
Materials, goods and supplies	257,940	298,740	40,800	15.82 %
Provisions for allowances	0	0	0	0.00 %
Purchases from other governments	78,500	78,500	0	0.00 %
Salaries, wages and benefits	3,477,836	3,636,751	158,915	4.57 %
To reserves	162,900	162,900	0	0.00 %
Transfers to other operating function	0	0	0	0.00 %
<b>Total</b>	<b>4,812,017</b>	<b>5,094,459</b>	<b>282,442</b>	<b>5.87 %</b>

Protective Services  
2020 Expenses by Object

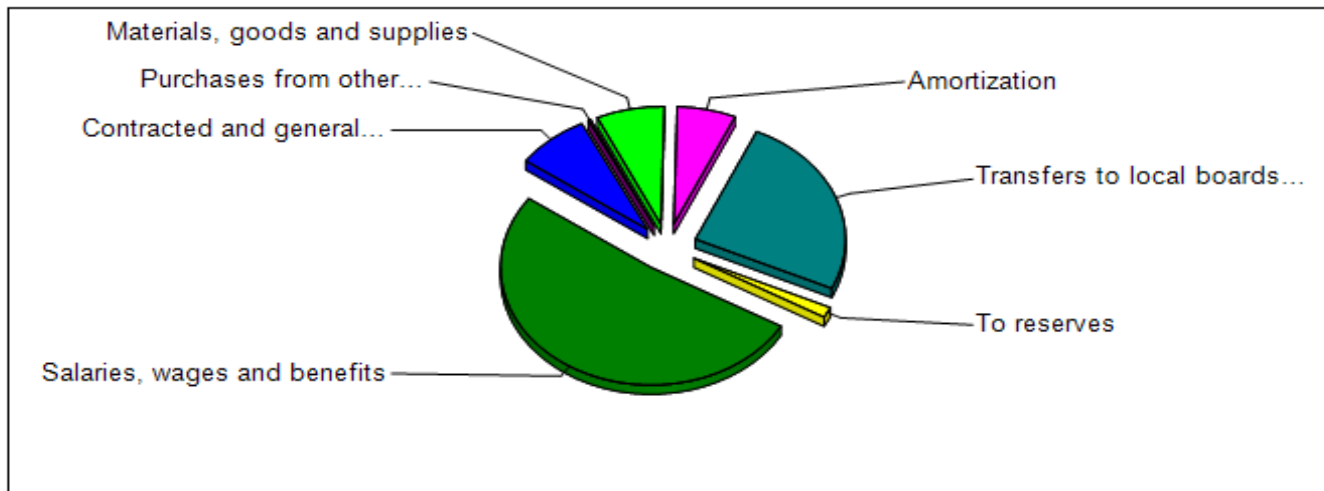


# Operating Budget by Object

Budget Year: 2020

	2019 Budget	2020 Budget	Change	% Change
<b>Expenses</b>				
Amortization	16,495	16,495	0	0.00 %
Contracted and general services	25,645	20,440	(5,205)	-20.30 %
Materials, goods and supplies	12,750	19,049	6,299	49.40 %
Purchases from other governments	756	756	0	0.00 %
Salaries, wages and benefits	131,842	134,425	2,583	1.96 %
To reserves	3,800	3,800	0	0.00 %
Transfers to local boards and agencies	64,349	65,636	1,287	2.00 %
<b>Total</b>	<b>255,637</b>	<b>260,601</b>	<b>4,964</b>	<b>1.94 %</b>

Public Health and Welfare Services  
2020 Expenses by Object

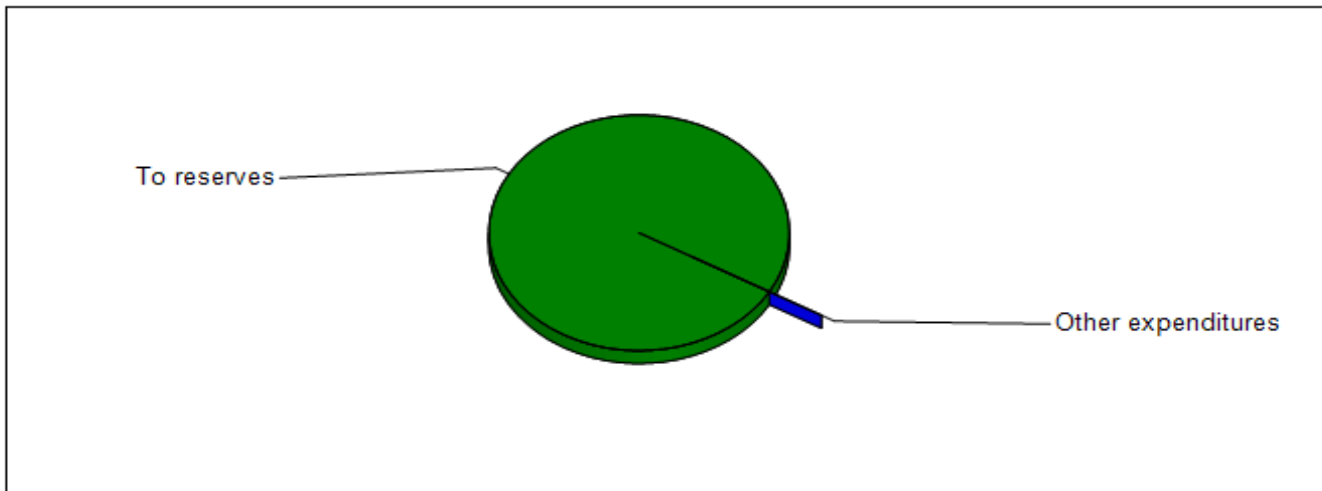


# Operating Budget by Object

Budget Year: 2020

	2019 Budget	2020 Budget	Change	% Change
<b>Expenses</b>				
Other expenditures	0	0	0	0.00 %
To reserves	293,826	163,826	(130,000)	-44.24 %
<b>Total</b>	<b>293,826</b>	<b>163,826</b>	<b>(130,000)</b>	<b>(44.24)</b>

Taxes and General Revenues  
2020 Expenses by Object

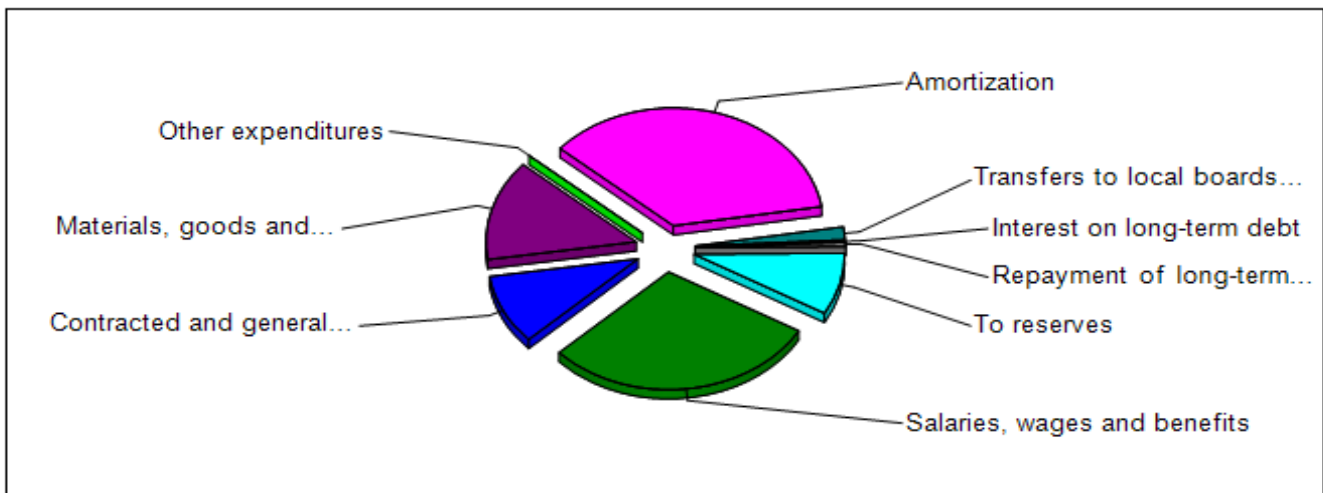


# Operating Budget by Object

Budget Year: 2020

	2019 Budget	2020 Budget	Change	% Change
<b>Expenses</b>				
Amortization	1,711,918	1,711,918	0	0.00 %
Contracted and general services	474,175	456,783	(17,392)	-3.67 %
Interest on long-term debt	4,984	4,402	(582)	-11.68 %
Materials, goods and supplies	672,875	657,025	(15,850)	-2.36 %
Other expenditures	0	0	0	0.00 %
Repayment of long-term debt	26,844	26,844	0	0.00 %
Salaries, wages and benefits	1,311,719	1,410,267	98,548	7.51 %
To reserves	404,710	404,710	0	0.00 %
Transfers to local boards and agencies	83,875	83,875	0	0.00 %
<b>Total</b>	<b>4,691,100</b>	<b>4,755,824</b>	<b>64,724</b>	<b>1.38 %</b>

Transportation Services  
2020 Expenses by Object





---

2020  
CAPITAL BUDGET  
SUMMARY

---



## CAPITAL BUDGET PURCHASES

Budget Year: 2020

<b>Capital Purchases</b>		<b>2020</b>
Engineering structures	\$	8,686,000
Buildings	\$	267,920
Machinery & equipment	\$	510,900
Land	\$	908,440
Land improvements	\$	25,500
Vehicles	\$	412,000
	<b>\$</b>	<b>10,810,760</b>

## APPROVED CAPITAL BUDGET FUNDING

<b>Funding</b>		
MSI	\$	1,956,167
FGTF	\$	450,000
LTD	\$	2,841,856
<b>Total From Government transfers</b>	<b>\$</b>	<b>5,248,023</b>
General	\$	-
Infrastructure	\$	4,346,417
Buildings	\$	267,920
Equipment	\$	510,900
Vehicles	\$	412,000
Land	\$	25,500
<b>Total From Reserve Transfers</b>	<b>\$</b>	<b>5,562,737</b>
<b>Total Funding</b>	<b>\$</b>	<b>10,810,760</b>