

TRAP LENDING PROGRAM

The Community Standards Unit provides skunk traps on a rental basis for a two week period.

Borrowers will be responsible for setting, baiting and monitoring the trap.

Please follow the instructions carefully

SETTING THE TRAP

- Set the trap close to the opening of the den or near the skunks normal line of travel.
- Pull up the door plate enough to access the door pin inside.
- Pull the pin on the inside of the trap towards you just enough so the door plate can rest on top of the pin, holding the door open.

WHEN TO SET THE TRAP

- Set the trap in the evening before dusk. Skunks are more active at night.
- Prepare ahead. If you are unable to have the trap checked at least once in an 8 hour period, do not set it. Trapped animals are vulnerable and do not have the ability to protect themselves from the elements.

BAITING THE TRAP


- Place the bait through the inspection port located on the top rear of the trap. Bread, raw wieners, marshmallows and raw bacon work well for attracting skunks. Pet food and sardines are desired by skunks but using this bait is not recommended as they attract cats.
- If the bait disappears and the trap has not closed, another animal may be present. If this is the case, suspend the bait by attaching a string around it and securing it through the inspection port.



CATCHING AND RELEASING A SKUNK

- Check the trap each morning. If the trap is closed, look through the inspection port or through the door.
 - If a skunk has been captured, relocate the skunk out of Town away from any residential areas.
 - Keep pets away from the skunk.
 - Pull up the door plate and back away until the skunk leaves the trap.
- Or
- Call the Community Standards Unit to have the skunk relocated for a \$25.00 per animal fee

If you accidentally trap a cat, release it so it has a chance to go home. Also, consider changing your type of bait.




Any and all animals trapped are to be relocated in a safe and humane fashion. Mistreatment towards any animal is taken very seriously by the Taber Police Service.

FOR FURTHER INFORMATION

**Taber Police Service
Community Standards Unit**

5700 50th Avenue
Taber, Alberta

Phone: 403-223-8991





Skunks

LIVING WITH SKUNKS IN TABER

General Characteristics of the Striped Skunk and Information on the **Trap Lending Program**



**Taber Police Service
Community Standards Unit**



APPEARANCE

- Alberta's only species of skunk— the striped skunk— varies in length from 50-95 cm. They can weight from three to eight kg and are similar in size to a house cat.
- Striped skunks have a triangular head, long stout body, short legs and a bushy tail. A white stripe runs down a black body. Skunks have sharp claws that are used to dig through soil.

BEHAVIOUR

- The skunk is not a social animal. For the most part it is docile and not aggressive.
- Skunks try to avoid spraying by warning the intruder. It will fluff its fur, shake its tail and stomp its feet, and snarl. If the intruder does not react, the skunk can spray up to 4.5 metres.
- Skunks eat a varied diet of plants and animals. They are attracted to insects, rodents, frogs, eggs, grass and fungi.
- Skunks breed in February and March, with four to seven kits born in May.

MANAGEMENT

Two things attract skunks: food and shelter.

- Do not leave pet food or water out overnight.
- Keep garbage cans tightly closed.
- Cover compost heaps with a lid.
- Trash, brush, car bodies and loosely stacked lumber piled on the ground are some of the settings skunks look for to set up a home. They will also burrow under porches and sheds, or enter a garage through an open door.
- If you are going to store articles in the yard, keep them off the ground, and mow grass and weeds.
- Fully seal off all openings around and under buildings and mobile homes with sheet metal or plywood, buried to a minimum depth of one foot.
- Nail chicken wire 30 to 60 cm wide to the base of wood decks.
- Lay chicken wire on the ground like an apron to prevent skunks from burrowing. If you peg the wire corners into the ground, the grass will grow through the mesh for easy mowing.

To prevent skunks from moving in, keep yards neat!

Under the Wildlife Act, keeping a skunk as a pet is illegal!

RABIES

Rabies, an infectious disease caused by a virus organism. Is found in the saliva of infected animals (skunks are rabies carriers). It affects only mammals and is transmitted most commonly by a bite. The disease is almost always fatal for animals. People can survive the bite of a rabid animal, but only if medical attention is received in time. A physician should attend to all skunk bites, no matter how minor.

Skunks that seem tame or listless and wander about during daylight hours should be treated with great caution; also, if they exhibit no fear of people or pets, and show some aggressive behaviour, chances are quite high that they are rabid.

If you notice these signs, please contact the Community Standards Unit immediately.

ODOUR REMOVAL

- Skunk musk is strong, even in small amounts, and may be noticeable for up to one year.
- Washing with soap helps. Diluted vinegar also helps to eliminate the smell.
- Some of the new commercial odour removers work well and can be found at your local home improvement centres.

